



HAY RIVER SHOOTING CLUB

RANGE STANDING ORDERS

Outdoor Range

60°43'11" N - 115°48'31"W

10 Km South of Hay River

HRSC RSOS

HRSC-RSOS-ver.2.1.docx

RANGE STANDING ORDERS

Hay River Shooting Club Motto

TO PROMOTE A SAFE, FUN SHOOTING EXPERIENCE FOR ALL SHOOTING DISCIPLINES.

Thank You to the Yellowknife Shooting Club for letting us use their RSO as the base template for the Hay River Shooting Club RSOS.

Let us not forget Peter Osted who got this RSOS started in the first place. Thank you, Peter.

And to everyone else not mentioned who contributes to the betterment of the HRSC.

The rules and regulations in this document are meant to promote the safe and fun use of firearms on and off of the Hay River Shooting Club property.

These rules will also be the base for our onsite List of Range Rules sign.

Every Hay River Shooting Club member is an ambassador for the Hay River Shooting Club and the shooting sports as a whole. Wherever you are or travel too, always remember to promote the safe and fun side of shooting.

If any member of the Hay River Shooting Club has any comments or information to be used in this document, it would be greatly appreciated.

The Hay River Shooting Club may also be written in abbreviation as “HRSC “, for use in this document, newsletters, signs, posters and all other correspondence materials dealing with items within this document,

This document, when completed, will be approved by the HRSC current executive. The HRSC executive will make changes to this document as the need arises from time to time. If members or individuals have concerns with the contents in this document, please contact any executive member with your concerns in writing. (Email with return confirmation will be considered written word.)

HAY RIVER SHOOTING CLUB and EXECUTIVE CONTACT INFORMATION

Hay River Shooting Club

Mailing Address

Hay River Shooting Club (HRSC)
PO Box 4604
Hay River, NT X0E 1G2

Email Addresses

info@hayrivershootingclub.org
executive@hayrivershootingclub.org

Website Address

<http://www.hayrivershootingclub.org>

Current Executive

HRSC President

Dominic White
(nnn)nnn-nnnn
executive@hayrivershootingclub.org

HRSC Past President

Peter Osted
(nnn)nnn-nnnn
executive@hayrivershootingclub.org

HRSC Vice President

Alex Reeves
(nnn)nnn-nnnn
executive@hayrivershootingclub.org

HRSC Secretary Treasurer

Don McNeely
(nnn)nnn-nnnn
executive@hayrivershootingclub.org

HRSC Chief Range Officer

Kevin Jacobs
(867)874-6976
executive@hayrivershootingclub.org

Table of Contents

RANGE STANDING ORDERS.....	i
Hay River Shooting Club Motto.....	i
HAY RIVER SHOOTING CLUB and EXECUTIVE CONTACT INFORMATION	ii
Hay River Shooting Club.....	ii
Mailing Address.....	ii
Email Addresses.....	ii
Website Address	ii
Current Executive.....	ii
HRSC President.....	ii
HRSC Vice President.....	ii
HRSC Secretary Treasurer	ii
HRSC Chief Range Officer	ii
Table of Contents	iii
LOCATION OF RANGE AND EACH FIRING AREA	1
RANGE SAFETY OFFICER.....	2
RO/RSO Defined.....	2
Range Officer (RO)	2
Range Safety Officer (RSO).....	2
RO/RSO Definition for National Organization and or Government shooting events.	2
RO/RSO Definition for HRSC sanctioned shooting events.	2
“ HRSC-RO/RSO ” Definition <i>see RSO Duties</i>	2
RO/RSO required events	2
HRSC Sanctioned Events	2
HRSC Casual shooting with one or more individuals	2
RSO DUTIES	3
RSOs are responsible for:.....	3
RANGE SAFETY & ETIQUETTE	4
RANGE SAFETY & ETIQUETTE (continued)	5
THE FOLLOWING ARE PROHIBITED AT ALL TIMES	6
RANGE LOCATIONS (<i>Map</i>).....	7
TRAP RANGE (<i>Map</i>).....	7
Trap Range Sharing Rules.....	7
HANDGUN RANGE (<i>Map</i>).....	7
RIFLE AND HANDGUN RANGE (<i>MAP</i>).....	8

Rifle and Handgun Range Sharing Rules 8

GUESTS AND SPECTATORS 9

 The guest form is located on the HRSC website. 9

ALCOHOL/DRUGS 10

EMERGENCY PROCEDURES 11

 INJURY TYPES 11

 Minor Injury: 11

 Major injury:..... 11

EMERGENCY INFORMATION 12

Hospital Route (*MAP*) 12

 Directions 12

Maps..... 13

 Outdoor Range 13

 Trap Range 14

 Rifle Range 15

 Hospital Emergency Route..... 16

 Highway Route 16

 In town Route..... 16

 Approved alcohol consumption area when camping 16

 Only when approved by a CRO, RSO or RO..... 17

Notes 18

 Original Document 18

 Edited Document Revision List 18

 Revisions (1-5)..... 18

 Revisions 4-5 (continued)..... 19

 Revision 6 19

 Revision 1.1 20

 Revision 1.2 20

 Version 1 20

 Version 2 20

LOCATION OF RANGE AND EACH FIRING AREA

The range is located to the west of the railway tracks, one kilometre west of NWT Highway 2 at km 10. West of the Hay River Golf course. 60°43'11"N, 115°48'31"W. (Grid reference Sheet 85 B/12 603319)

The range consists of the following shooting areas as seen from the edge of the Hay River Shooting Club property at the Railroad Crossing:

- 🔫 A Trap Range on the North side and
- 🔫 A combined Rifle and Handgun Range directly to the west.

Note: see attached Range Diagram for shooting areas. ([MAP](#))

RANGE SAFETY OFFICER

RO/RSO Defined

Range Officer (RO)

- ✎ As defined in document SOR/98-212 Shooting Clubs and Shooting Ranges Regulations. “range officer” means an individual who oversees the shooting activities at the firing line of a shooting range.

Range Safety Officer (RSO)

- ✎ An individual that supervises the entire range to make sure all activities and range operations are carried out in a safe manner.
- ✎ He or she also has the responsibility to oversee the development and implementation of the RSOS and Range rules.

RO/RSO Definition for National Organization and or Government shooting events.

- ✎ An individual that is defined under any National organization or Government Agencies rules or guidelines for RO/RSO required qualifications.

RO/RSO Definition for HRSC sanctioned shooting events.

- ✎ In individual that has HAD training as an RO/RSO at the Provincial / Territorial or National level within a National organization or Government agency.
- ✎ In individual that has HAD firearm training for competition at the Provincial / Territorial or National level within a National organization or Government agency and has more than one year experience as a competitor in Local, Provincial / Territorial or National level competitions.

“ HRSC-RO/RSO ” Definition [see RSO Duties](#)

- ✎ HRSC member that has read and signed the agreement of understanding for this RSOS document.
- ✎ HRSC member that has completed an RO/RSO course approved and offered by the HRSC.

RO/RSO required events

HRSC Sanctioned Events

A Range Safety Officer (RSO) is required during HRSC sanctioned activities. An approved RSO is an individual that has RO/RSO training and approved by the HRSC Executive, NO EXCEPTIONS WIL BE MADE TO THIS RULE.

HRSC Casual shooting with one or more individuals

During casual firearm use, if two or more people are shooting on one of the ranges, one person must assume the duties of a “ HRSC-RO/RSO ” for that range.

RSO DUTIES

RSOs are responsible for:

- 🔫 The safe conduct of all firing within their range.
- 🔫 That targets are set up to ensure all projectiles are directed straight down range and remain within the confines of the firing area.
- 🔫 Co-coordinating with other onsite RSO's/shooters for the safe movement of personnel downrange.
- 🔫 Ensure that all shooters and guests are signed in.
- 🔫 Ensuring there is no handling of firearms while people are down range.
- 🔫 Ensuring there is no shooting from inside the shooting shed if there is activity on the Trap range.
- 🔫 Ensuring range signs/flag are set as required.
 - i On arrival: A Red Flag is raised.
 - ii On departure: The Red Flag lowered.














RANGE SAFETY & ETIQUETTE

- ⚠ No HRSC member, members or guests will shoot at any HRSC range unless there is an RSO controlling the shooting for that day
- ⚠ Any HRSC member shooting at any HRSC Range by themselves, must be the RSO and treat the range as if they had more than one shooter under their control and act accordingly.
- ⚠ If there is more than one HRSC member shooting at any HRSC Range, then all the members shooting that day have to agree on one of the members becoming temporary RSO ONLY FOR THAT DAY. If there is a group of shooters, then the RSO should ask for an assistant RSO to help with the safety duties and help keep the range safe.
- ⚠ UNDER NO CIRCUMSTANCES will a youth shooter be allowed to shoot at any HRSC range unless,
 - a. They have an ADULT RSO to control the HRSC range
 - b. The RSO has had previous RO, RSO experience with youth shooters.
- ⚠ A firearm safe area must be chosen if one is not already available. The RSO will make the final decision on where a firearm safe area will be.
- ⚠ Hearing protection is mandatory and eye protection is recommended any time live firing is taking place.
- ⚠ All persons will display a current membership badge or guest card while on the range.
- ⚠ Pick up and dispose of all spent hulls and brass. (A brass-recycling container is at the south end of the Rifle range.)
- ⚠ Used targets are to be removed from target stands and placed in garbage cans provided.
- ⚠ When arriving at the range check to ensure no one is down range setting targets or conducting range maintenance before setting up and shooting.
- ⚠ Never handle an uncased firearm while people are down range.
- ⚠ All garbage to be disposed of in the garbage cans.

RANGE SAFETY & ETIQUETTE (continued)

- ⚠ Approved targets DO NOT include garbage, glass, computers, or appliances or other breakable targets excluding approved Shotgun targets.
- ⚠ All shooters AND guests MUST sign in the range book.
- ⚠ (Use your club membership number or the guest cards)
- ⚠ Any person on HRSC range property, will act appropriately. Any person that violates these rules may have to appear before the executive to explain their actions and a possible revocation of club membership and privileges.
- ⚠ The RCMP will be called to investigate any person on or near the range property that appears to be acting in an unsafe manner or be breaking the law.
- ⚠ Do not approach any individual or animal if you or someone else appear to be in harm's way. Immediately leave the area and call the RCMP or Wildlife officials when in a safe area.
- ⚠ It is very important that safety take precedence over everything else. That is why when sharing the ranges, the RSO's for all ranges come to an agreeable safe shooting solution. Because of this potential problem, it is important to preplan events and keep the executive and other members notified of any shooting activities.
- ⚠ If a safe shooting strategy cannot be made between the RSO's, then these two rules will take precedence.
 1. *First come first serve rule will apply and the other will not be allowed to shoot.*
 2. *If an event was planned and advertised at least one week in advance, then the event takes precedence and automatically becomes first in the first come first serve rule.*

THE FOLLOWING ARE PROHIBITED AT ALL TIMES

-  Pointing a firearm at a person.
-  Unsafe firearms handling.
-  Explosive ammunition or devices.
-  Incendiary ammunition or devices.
-  Gas ammunition or devices.
-  Armour Piercing, Steel Core and Tracer ammunition.
-  Shooting .50 BMG ammunition.
-  Any fully automatic firearms including Handguns and Rifles.
-  Climbing on or placing targets on any berm.
-  Loading of any firearm except at the firing line and then only when it is safe to do so.
-  Glass or shattering targets, appliances and other debris.
-  Shooting in a non-designated shooting area. If any person is reported shooting in an area in or around the shooting club lease that is not a dedicated shooting area, the RCMP may be called and the person will be asked to appear before the executive to explain their actions.
-  DO NOT SHOOT WILDLIFE IN OR AROUND THE HAY RIVER SHOOTING CLUB PROPERTY.

RANGE LOCATIONS ([Map](#))

TRAP RANGE ([Map](#))

🔫 Location:	On the north (right) of the Rifle range.
🔫 Approved Firearms:	Shotguns only.
🔫 Shot Size:	7, 7 ½, 8, and 9 shot size only to be used.
🔫 Targets:	Clay or Paper Targets.
🔫 Firing Line:	All firing will take place from the designated firing Pads.

Portable throwers and hand thrown clays must be thrown from the Trap hill. The shooter must be positioned in front of the hand thrower. Clays will only be thrown in the general direction of the Trap machine house.

Trap Range Sharing Rules

There will be NO Trap shooting if the Rifle range is in use and you have not co-ordinated with other onsite RSO's. The entire Trap range will be closed and the "Trap Ranged Closed" sign will be placed at the entrance to the Trap range. The RSO for the Shotgun "Trap" range and the Rifle range will have to plan an agreeable safe shooting strategy for both ranges. If an agreement cannot be made then the following rules will apply.

1. First come first serve rule will apply and the other will not be allowed to shoot.
2. If an event was planned and advertised at least one week in advance, then the event takes precedence and automatically becomes first in the first come first serve rule.

HANDGUN RANGE ([Map](#))

At this time the Hay River Shooting Club does not have a dedicated Handgun Range. The area has been worked on but is not finished. This area is not safe for any type of shooting. No shooting of any kind will take place in that area.

At present, the Rifle range is the only area that can be used for Handgun shooting. All Handgun calibers are approved for that area. If a Trap event is taking place at the same time, the shooting line will move to **50m** downrange from the shooting line at the shooting shed.

Everything else that applies to the Rifle range also applies when shooting Handguns on the Rifle range.

RIFLE AND HANDGUN RANGE ([MAP](#))

- 🔫 Location: Center facing west.
- 🔫 Approved Firearms: Rifles and Handguns.
- 🔫 Approved Ammunition: .22 and up. (**NO** .50 BMG.)
- 🔫 Firing Distances: 50, 100, 150, 200, 300 yards.
- 🔫 Approved Targets: Paper and Steel reactive (Silhouettes, steel plates, poppers (not closer than 10m)).
- 🔫 Firing Line: All firing will take place from the gravel (low) pad or the raised range shed. If the Trap range is in use, the rules below will take precedence.

Rifle and Handgun Range Sharing Rules

There will be NO shooting from the Rifle range shooting shed if the Trap range is in use and you have not co-ordinated with other onsite RSO's. The entire Rifle range will be closed and the "Rifle Ranged Closed" sign will be placed at the entrance to the Rifle range. If the appointed RSO for the Rifle range and the Shotgun "Trap" range have a coordinated safe shooting agreement with each other, the Rifle range shooting positions will have to be moved from the shooting shed 25m for rifles and **50m for Handguns** down range. If an agreement cannot be made then the following rules will apply.

1. First come first serve rule will apply and the other will not be allowed to shoot.
2. If an event was planned and advertised at least one week in advance, then the event takes precedence and automatically becomes first in the first come first serve rule

GUESTS AND SPECTATORS

- 🔫 Guests (children and adults) are the responsibility of the sponsoring member.
- 🔫 The guest must purchase a Guest Pass for \$5.00. This is to cover insurance and legal obligations.
- 🔫 The pass is valid for the date reported on the guest access form.
- 🔫 The sponsor's responsibilities are as follows.
 - i The sponsor must fill out the online form which will be automatically emailed to the HRSC.
 - ii Print the online form so the guest shooter and sponsor can sign both sections of the form.
 - iii The appropriate sections, Sponsor and Guest Shooter be on their persons on the day the guest pass is valid for.
 - iv The sponsor must collect the money and hand it into the HRSC within a reasonable amount of time as this money and Guests name has to be sent into the insurance to be valid.

The guest form is located on the HRSC website.

<http://www.hayrivershootingclub.org>

ALCOHOL/DRUGS

The Hay River Shooting Club does not endorse the use of Drugs or Alcohol but does allow social beverages after an event at the outdoor range subject to the following.

- ☛ There is absolutely no drugs allowed on any part of the HRSC property at any time.
- ☛ Alcohol consumption is strictly forbidden on any HRSC range property while there is shooting taking place on any HRSC range. Any person suspected by the RSO to be under the influence of alcohol or drugs will not be permitted to shoot and will be asked to leave the range.

- ☛ Alcohol may be socially consumed after an event in the designated areas ([Map](#)) and only after the CRO, RSO or RO has declared that all shooting has been finished for that day. The “RANGE CLOSED for SHOOTING” signs MUST also be in place on all ranges. The CRO, RSO or RO at his or her discretion may decide not to allow alcohol consumption on the HRSC property for safety reasons.

EMERGENCY PROCEDURES

INJURY TYPES

Minor Injury:

If an incident occurs






1. Make the firing line / incident area safe.
2. Stabilise injuries and obtain whatever medical aid is required

Major injury:

If a major injury occurs or there is a gunshot injury

1. Make the firing line / incident area safe.
2. Stabilise injuries and obtain whatever medical aid is required.
3. Preserve the incident scene to the maximum extent possible for future investigation.
4. Close the range, leave guard if possible.
5. Record the circumstances:
 - i. Who was there?
 - ii. When did it happen?
 - iii. What happened?
1. Notify the following:
 - ☒ RCMP (if gunshot injury is involved)
 - ☒ HRSC senior executive:
 - ☒ President
 - ☒ Vice-president
 - ☒ Secretary
 - ☒ Chief Range Officer

EMERGENCY INFORMATION

 Ambulance	867-874-9333
 Hospital	867-874-8400 - Hay River Regional Health Centre 867-874-8050 - (24hrEmergency Service)
 RCMP	867-874-1111
 HR Fire	867-874-2222 - Hay River fire department.
 Forest Fires	877-698-3473 - NWT Report a fire. www.nwtfire.com

Hospital Route ([MAP](#))

Directions to *EMERGENCY main route*

HRSC Outdoor Range, proceed over railroad tracks and turn LEFT at the Mackenzie Highway pavement. Proceed all the way into Hay River on Mackenzie Highway “2”. Watch for the Welcome to Hay River sign, this lets you know you are about 1 Km from your LEFT TURN at the first set of cross walk lights on the highway. Proceed across the railroad tracks, past the first entrance to the SECOND ENTRANCE and TURN RIGHT into the Emergency parking area of the Hospital.

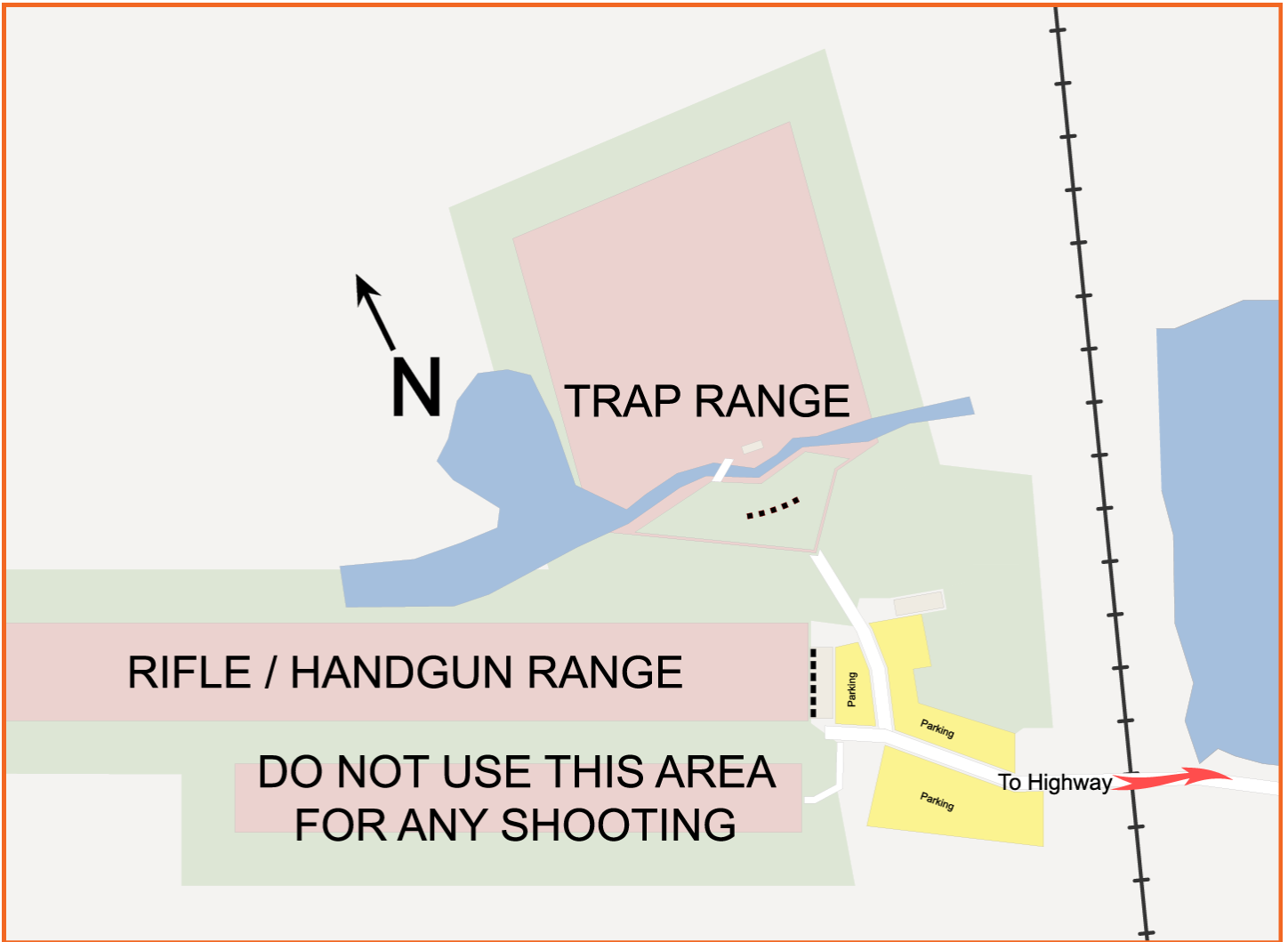
Directions to *EMERGENCY Alternate route*

Use these directions only if the main route to the Hospital Emergency is blocked.

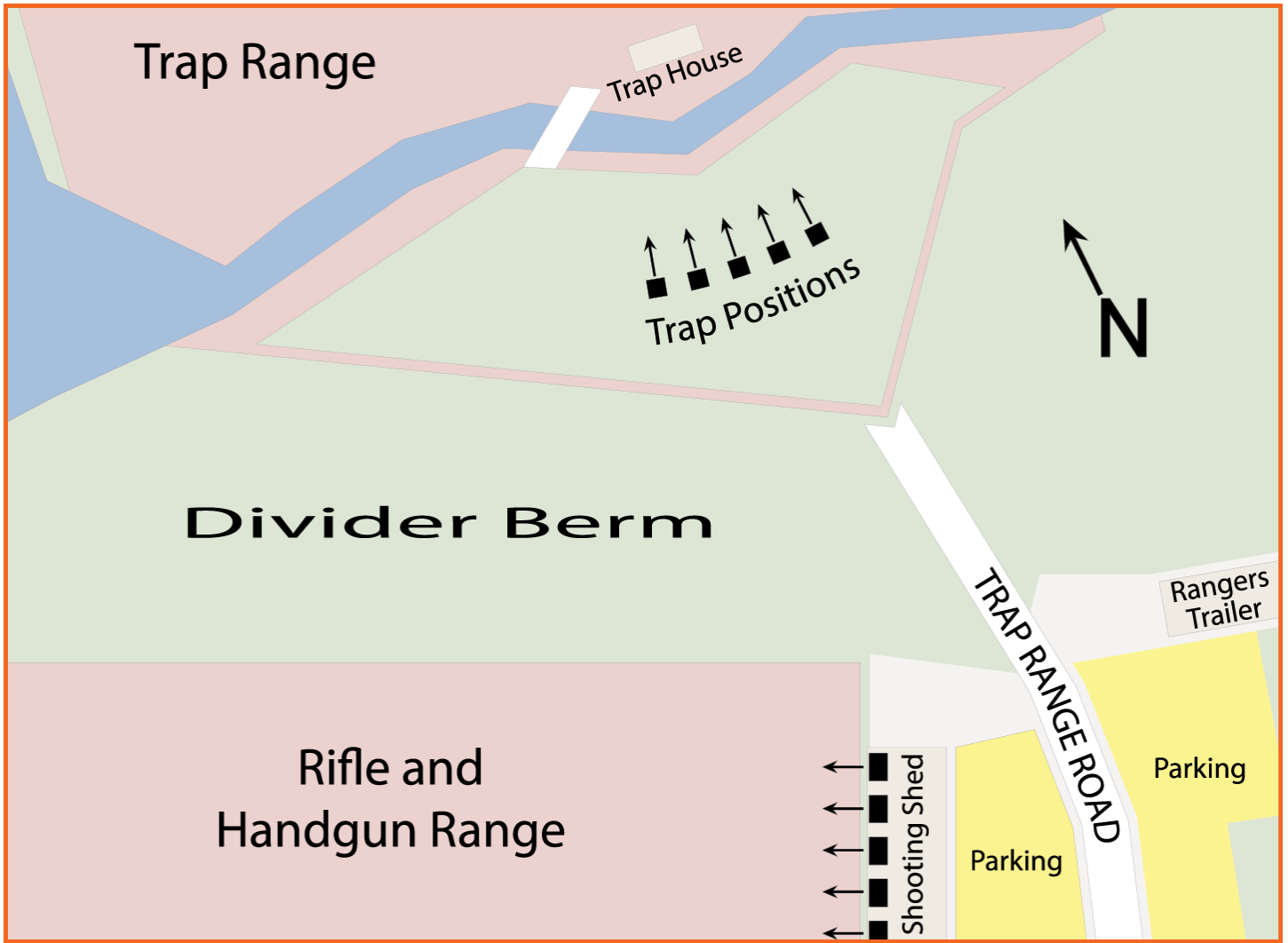
HRSC Outdoor Range, over railroad tracks and turn LEFT at the Mackenzie Highway pavement. Proceed all the way into Hay River on Mackenzie Highway “2”. Watch for the Welcome to Hay River sign, this lets you know you are about 1 Km from the first set of cross walk lights on the highway. Proceed past the First cross walk lights on highway 2, you will notice on your right, Cedar Rest Motel, Super “A” Foods and Monster Recreation. Keep driving until you come to a left-hand corner on the highway. As you proceed into the corner, a left-hand turning lane will come into view and at the same time you should now see Home Hardware off to the left-hand side. This will be YOUR LEFT TURN for the alternate route. As you proceed down the road, which is now westward, you will travel all the way down until you come to a “T” intersection. You know you are going the right way if see on your left and right, Diggerz Sports and the Power station, Carters Industries. Proceed through the 4-way intersection with Housing (blue shop) on your 10 o’clock, and Hay River Disposals on your 2 o’clock. Proceed and turn Left at the “T” intersection then continue down the road heading in a South direction. Pass the “T” intersection on your left and follow the now paved road around. You should see the first entrance for staff parking. Proceed to the SECOND ENTRANCE ON YOUR LEFT which should be the Emergency Parking area and Emergency Entrances.

Maps

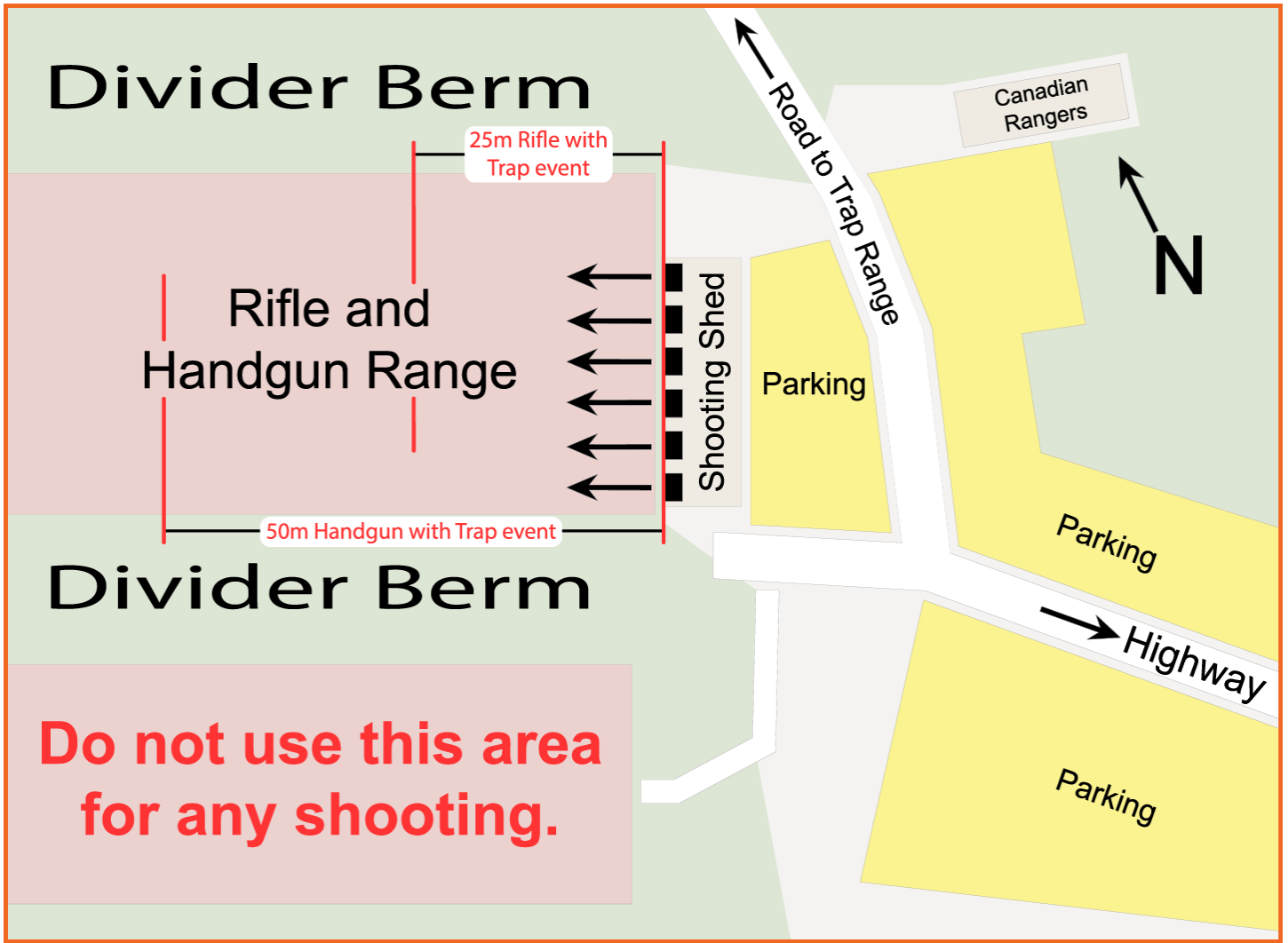
Outdoor Range



Trap Range

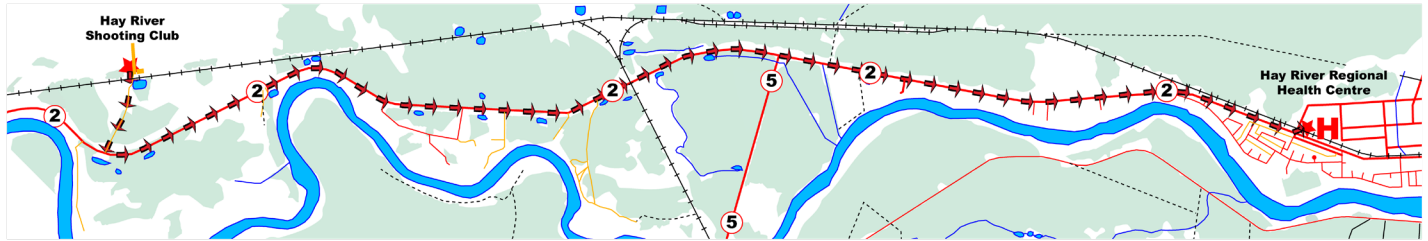


Rifle Range

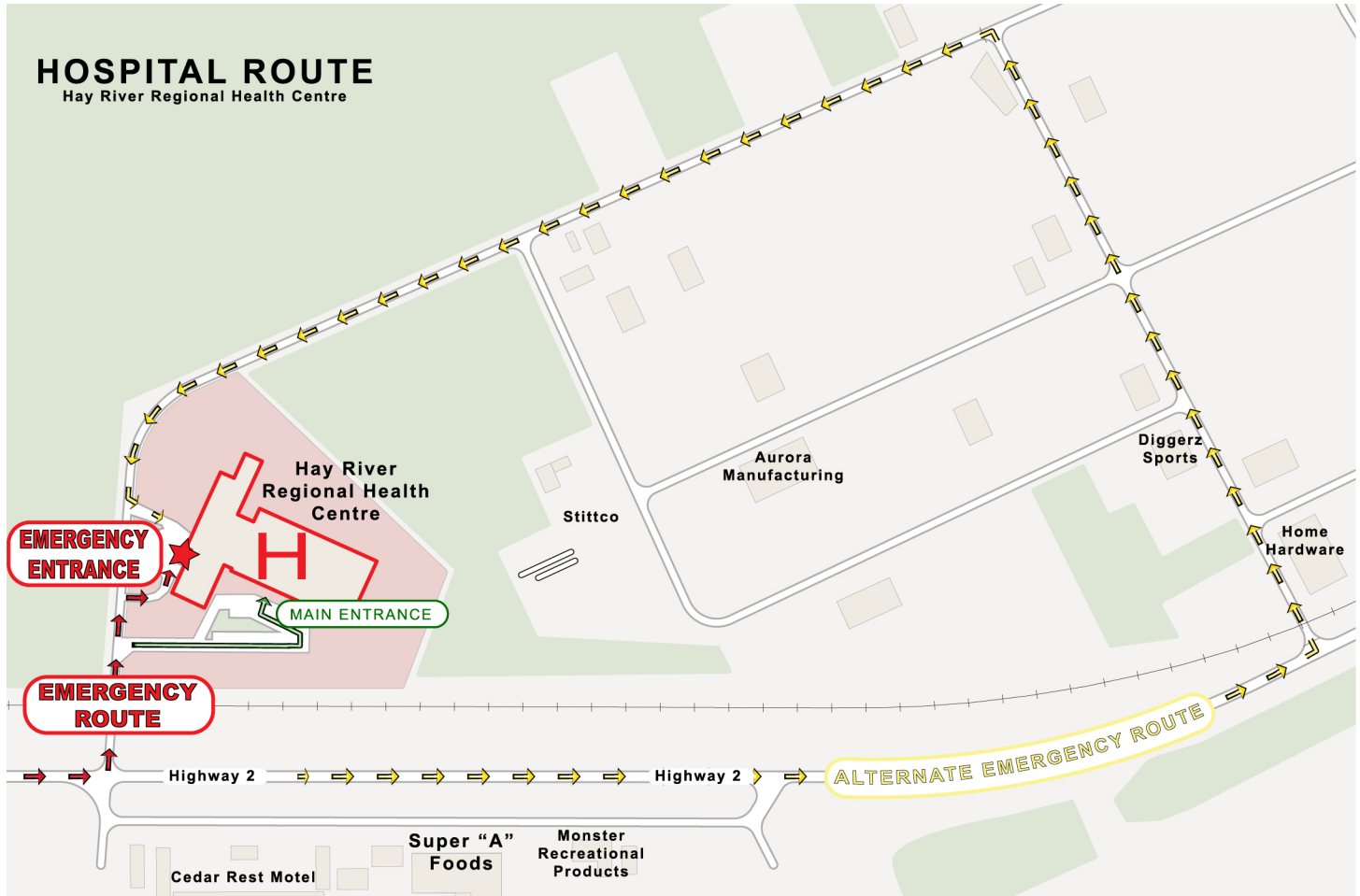


Hospital Emergency Route






Highway Route



In town Route

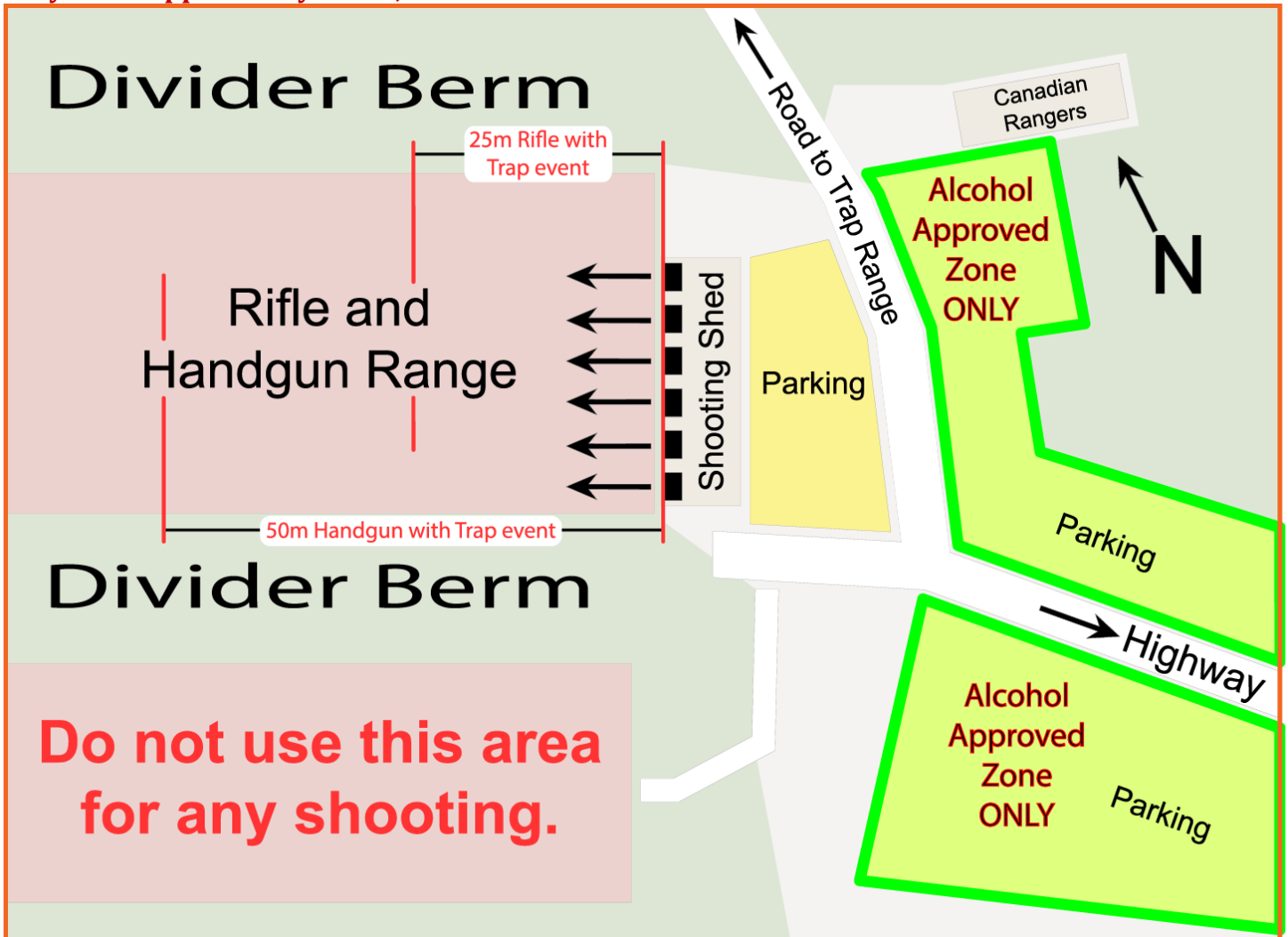


EMERGENCY INFORMATION

-  Ambulance **867-874-9333**
-  Hospital **867-874-8400** – Hay River Regional Health Centre (24hrEmergency Service)
-  RCMP **867-874-1111**
-  HR Fire **867-874-2222** - Hay River fire department.
-  Forest Fires **877-698-3473** - NWT Report a fire. www.nwtfire.com

Approved alcohol consumption area when camping

Only when approved by a CRO, RSO or RO



Notes

Original Document

Author: Peter Osted November 17, 2012
2012 HAY RIVER RANGE STANDING ORDERS I.docx

Edited Document Revision List

A big Thank You to all who are helping with this document.

Revisions (1-5)

1. HRSC RANGE STANDING ORDERS-rev01.docx November 30, 2012
2. HRSC RANGE STANDING ORDERS-rev02.docx December 08, 2012
 - a. Spelling Mistake in Rifle and Trap Range Maps. (Misspelled Divider).
 - b. Spelling mistake in Shooting club email address. (Missing one "o" in shooting).
 - c. FUTURE Implementation. Guest pass
3. HRSC RANGE STANDING ORDERS-rev03.docx December 15, 2012
 - a. Document cleanup.
 - i. Cover (South from Hay River) change (South **to** Hay River)
 - ii. Added (**Document Title Page**) Member input requested.
 - iii. Added (**Document page numbers**)
 - iv. Page 4 Location. Added (**as seen from the edge of the Hay River Shooting Club property at the Rail Road Crossing**)
 - v. Page 4 Location. Change (A Trap Range on the **North** side and)
 - vi. Page 5 RSO Duties. Change (**Co-coordinating with other onsite**)
 - vii. Page 5 RSO Duties. Deleted (**uncased**)
 - viii. Page 7 Title. Change (**all times**)
 - ix. Page 7 50BMG.Added (**Shooting, ammunition**) Deleted (**and .338 Lapua Magnum calibre ammunition**)
 - x. Page 9 Approved Ammunition Deleted (**or .338 Lapua Magnum calibers**)
 - xi. Page 10 title. Change (**Guests**)
 - xii. Page 14 Trap Map. Change (Misspelled **Berm**)
 - xiii. Page 15 Rifle Map. Change (Misspelled **Berm**)
 - b. Changed the wording in Trap and Rifle range section.
 - i. Page 8 Trap. Added (**and you have not co-ordinated with other onsite RSO's**)
 - ii. Page 9 Rifle range. Change (**and the appointed RSO**)
4. HRSC RANGE STANDING ORDERS-rev04.docx December 18, 2012
 - a. Document additions, changes and deletions.
 - i. 2nd last paragraph of title page (**Abbreviation of Hay River Shooting Club.**)
 - ii. Last paragraph of title page (**Document changes from time to time.**)
 - iii. Page Numbering (**Changed first page start at Executive contact info.**)
 - iv. Contacts page - spelling mistake (**Misspelled O'Brien – Sorry Rod.**)
 - v. Page 2 – RSO Duties #2 (**Changed bullets to Projectiles.**)
 - vi. Page 3 – Range safety 10th item (**Act Appropriately on HRSC Property.**)

Revisions 4-5 (continued)

- vii. Page 3 – Range safety 11th item (*RCMP will be called.*)
 - viii. Page 3 – Range safety (*In harm's way.*)
 - ix. Page 4 – Range safety (***Safety takes precedence.***)
 - x. Page 4 – Range safety (***Shooting strategy.***)
 - xi. Page 5 – Prohibited 8th item (***Fully automatic firearms.***)
 - xii. Page 5 – Prohibited last item (***Do not shoot wildlife.***)
 - xiii. Page 6 - Changed title (***Trap range sharing rules.***)
 - xiv. Page 6 - Handgun Range (***Everything else that applies to the rifle range.***)
 - xv. Page 7 – Rifle and Handgun range – Firing line (***If the Trap range is in use.***)
 - xvi. Page 7 – Rifle and Handgun sharing rules (***Most of paragraph changed.***)
5. HRSC RANGE STANDING ORDERS-rev05.docx December 23, 2012
- a. Discussions and implementations.
 - i. Page 7 – Range Locations (***Handgun use while Trap events are taking place to be defined.***)
 - ii. Page 9 – Alcohol consumption (***Allow alcohol with restrictions.***)
 - iii. Page 14 – Maps Rifle/Handgun Range (***Proposed minimums for Rifle/Handgun while Trap events are taking place.***)
 - b. Document additions, changes and deletions.
 - i. Fixed wrong email address for Rod O'Brien (***rodawna@hotmail.com.***)
 - ii. Page 11 – Emergency numbers changed and added (***Hospital and Fire***)
 - iii. Page 13-14 Fixed misspelling. (***Divder.***)

Revision 6

6. HRSC RANGE STANDING ORDERS-rev06.docx March 15, 2013
- a. Range Safety Etiquette. Page 4 and 5
 - xi. First item. No HRSC member, members or guests will shoot at any HRSC range unless there is an RSO controlling the shooting for that day.
 - xii. Second item add. Any HRSC member shooting at any HRSC Range by themselves, must be the RSO and treat the range as if they had more than one shooter under their control and act accordingly.
 - xiii. Third item. If there is more than one HRSC member shooting at any HRSC Range.
 - xiv. Fourth item - UNDER NO CIRCUMSTANCES will a youth shooter be allowed to shoot at any HRSC range.
 - 1. unless they have an ADULT RSO to control the HRSC range
 - 2. The RSO has had previous RO, RSO experience with youth shooters.
 - xv. A firearm safe area must be chosen if one is not already available. The RSO will make the final decision on where a firearm safe area will be.
 - xvi. Spelling and cosmetics.
 - b. Page 7 – Handgun Range, 50m if Trap is range used.
 - c. Page 9 - Guests and Sponsors
 - d. Page 10 - Alcohol use
 - e. Alcohol use area map

Final Draft Revisions

Revision 1.1

1. HRSC-RSOS-FinalDraft-1.1.docx
 - a. Renamed file - HRSC-RSOS-FinalDraft-1.1.docx
 - b. Page 1, Added Website address
 - c. Document cosmetics.
 - d. Better RO definitions.
 - e. Guest sponsor clarification and duties.

Revision 1.2

2. HRSC-RSOS-FinalDraft-1.2.docx - Oct. 25, 2013
 - a. Removed Red Final Draft diagonal banner.
 - b. Renamed file - HRSC-RSOS-FinalDraft-1.2.docx
 - c. Added Vacant for Secretary Treasurer and removed Ralph's phone number.
 - d. Page 17 - Added "Only when approved by a CRO, RSO or RO" to Approved Alcohol Consumption Area.

Published

Version 1

1. HRSC-RSOS-ver1.docx – May 31, 2014
 - a. Changed cover RSOS version
 - b. Renamed document to match version
 - c. Added club Moto
 - d. Added website info to guest form section
 - e. Added Garth as Vice President

Version 2

1. HRSC-RSOS-ver2.1.1007.docx – August 19, 2019
 - a. Changed cover RSOS version
 - b. Updated Index
 - c. Renamed document to match version
 - d. Updated current executive
 - e. General housekeeping
 - f. Updated Emergency numbers, Hospital routes and directions.